





# How to view My Progress (aka Degree Audit)

Step	Do This	Look for This
1	Log into your <b>MyNIC</b> account at <a href="http://www.nic.edu/mynic">www.nic.edu/mynic</a>	
2	Select the <b>Self Service</b> button on the left-hand side of the page.	
3	From the Self-Service main menu, select <b>Student Planning</b> .	
4	Select <b>Go to My Progress</b> .	
5	<p>The <b>My Progress</b> page shows:</p> <ul style="list-style-type: none"> <li>• Current degree program</li> <li>• GPA</li> <li>• Total credits</li> <li>• Classes taken</li> <li>• Classes planned</li> <li>• Classes not started</li> </ul>	